

Evolution et comparaison avec leur benchmark des valeurs liquidatives

OPC QUOTIDIENS

OPCVM	Code	Date	Cours Jour	Date	Cours Veille	Perf. En %	2017	
							Cours au 30 déc. 2016	Perf. en %
BENCHMARKS								
			Actif net		Actif veille			
ODART ACTIONS FRANCAISES -P	FR0010475772	31-mars-17	303.78	30-mars-17	301.88	0.63	289.91	4.78
ODART ACTIONS FRANCAISES -I	FR0010505438	31-mars-17	11 955.11	30-mars-17	11 880.16	0.63	11 378.59	5.07
			22 527 803.23		22 393 262.19			
CAC 40			10 051.59		9 987.08	0.65	9 526.48	5.51
CAC ALL TRADABLE			7 292.59		7 241.58	0.70	6 875.84	6.06
SBF 120			7 395.47		7 343.15	0.71	6 974.30	6.04
ODART OPPORT. FRANCE -P	FR0010166140	31-mars-17	545.54	30-mars-17	542.23	0.61	503.47	8.36
ODART OPPORT. FRANCE -I	FR0010505453	31-mars-17	18 120.13	30-mars-17	18 009.84	0.61	16 678.05	8.65
			71 825 289.88		71 388 955.34			
CAC MID 60			19 056.77		18 871.73	0.98	17 606.85	8.23
ODART MIDCAP EUROPE -P	FR0010789214	31-mars-17	174.01	30-mars-17	173.14	0.50	159.02	9.43
ODART MIDCAP EUROPE -I	FR0010792887	31-mars-17	18 778.40	30-mars-17	18 684.10	0.50	17 115.22	9.72
			11 618 435.02		11 562 133.13		10270949.1	
DJ STOXX MID 200			833.78		829.94	0.46	778.59	7.09
ODART EUROPE -P	FR0010418053	31-mars-17	286.53	30-mars-17	286.01	0.18	274.69	4.31
ODART EUROPE -I	FR0010505446	31-mars-17	10 958.23	30-mars-17	10 937.96	0.19	10 477.29	4.59
			34 332 352.85		34 269 784.76			
DJ STOXX 50			6 675.55		6 674.01	0.02	6 295.23	6.04
DJ STOXX 600			761.27		759.64	0.21	717.21	6.14
ODART ASIE	FR0010475863	31-mars-17	340.72	30-mars-17	342.40	-0.49	322.70	5.58
			3 306 538.39		3 322 845.47			
NIKKEI 225 - ¥			29 096.370		29 333.070	-0.81	29 187.340	-0.31
converti €			243.535		245.516	-0.81	237.255	2.65
MSCI FAR EAST - \$			6 395.340		6 456.300	-0.94	6 038.81	5.90
MSCI Far East - \$ en euro			209.035		210.251	-0.58	200.151	4.44
ODART INVESTISSEMENT	FR0010233932	31-mars-17	167.56	30-mars-17	166.66	0.54	159.07	5.34
			7 038 188.35		7 000 393.55			
MSCI WORLD - EN EURO			246.661		246.557	0.04	235.130	4.90
ODART MULTIGESTION	FR0010820365	31-mars-17	164.52	30-mars-17	163.95	0.35	158.12	4.05
			37 943 212.77		37 801 834.14			
ODART COURT TERME	FR0010330282	31-mars-17	105.29	30-mars-17	105.29	0.00	105.33	-0.04
			43 121 508.69		43 123 067.28			
ODART OBLIG C	FR0010105882	31-mars-17	141.98	30-mars-17	141.98	0.00	142.18	-0.14
ODART OBLIG D	FR0010307843	31-mars-17	104.69	30-mars-17	104.69	0.00	104.84	
			45 938 717.10		45 993 410.39			
FTSE MTS EUROZONE 3-5 ANS			200.4160		200.4336	-0.01	201.3623	-0.47

OPC HEBDOMADAIRE

ODART MILLESIMO 2017 -P	FR0011646520	31-mars-17	993.35	24-mars-17	983.91	0.96	931.91	6.59
ODART MILLESIMO 2017 -I	FR0011646538	31-mars-17	10 229.41	24-mars-17	10 130.54	0.98	9 575.26	6.83
			22 169 750.35		21 971 027.13			





INDICES EUROPE

FTSE 100 - £		31-mars-17	6 036.73	30-mars-17	6 075.15	-0.63	5 823.910	3.65
converti €			7 058.03		7 069.47	-0.16	6 822.762	3.45
DAX 30		31-mars-17	12 312.870	30-mars-17	12 256.430	0.46	11 481.060	7.25
MSCI EUROPE \$ en EURO		31-mars-17	208.040	30-mars-17	207.660	0.18	196.340	5.96
SMI		31-mars-17	16 836.840	30-mars-17	16 884.310	-0.28	15 736.150	6.99
converti €			15 727.28		15 789.32	-0.39	14 679.244	7.14

INDICES MONDE

DJ INDUSTRIALS 30 - \$		31-mars-17	38 495.70	30-mars-17	38 617.29	-0.31	36 662.59	5.00
converti €			35 992.43		35 973.26	0.05	34 759.507	3.55
NASDAQ COMPOSITE - \$		31-mars-17	6 116.52	30-mars-17	6 120.47	-0.06	5 456.64	12.09
converti €			5 718.78		5 701.42	0.30	5 173.397	10.54

DEISES / EUR

 USD		31-mars-17	1.06955	30-mars-17	1.07350	0.37	1.05475	-1.38
 JPY		31-mars-17	119.4752	30-mars-17	119.4752	0.00	123.0208	2.97
 CHF		31-mars-17	1.0706	30-mars-17	1.0694	-0.11	1.0720	0.14
 GBP		31-mars-17	0.8553	30-mars-17	0.8594	0.47	0.8536	-0.20