

Evolution et comparaison avec leur benchmark des valeurs liquidatives

OPC QUOTIDIENS

OPCVM	Code	Date	Cours Jour	Date	Cours Veille	Perf. En %	2017	
							Actif net	Actif veille
BENCHMARKS								
ODART ACTIONS FRANCAISES -P	FR0010475772	31-mai-17	316.65	30-mai-17	317.55	-0.28	289.91	9.22
ODART ACTIONS FRANCAISES -I	FR0010505438	31-mai-17	12 483.99	30-mai-17	12 519.15	-0.28	11 378.59	9.71
			23 340 975.47		23 409 941.90			
CAC 40			10 514.00		10 547.70	-0.32	9 526.48	10.37
CAC ALL TRADABLE			7 674.05		7 693.30	-0.25	6 875.84	11.61
SBF 120			7 776.98		7 797.55	-0.26	6 974.30	11.51
ODART OPPORT. FRANCE -P	FR0010166140	31-mai-17	582.87	30-mai-17	583.12	-0.04	503.47	15.77
ODART OPPORT. FRANCE -I	FR0010505453	31-mai-17	19 394.88	30-mai-17	19 402.72	-0.04	16 678.05	16.29
			76 375 209.47		76 419 189.82			
CAC MID 60			20 807.68		20 799.50	0.04	17 606.85	18.18
ODART MIDCAP EUROPE -P	FR0010789214	31-mai-17	182.39	30-mai-17	182.20	0.10	159.02	14.70
ODART MIDCAP EUROPE -I	FR0010792887	31-mai-17	19 718.28	30-mai-17	19 696.56	0.11	17 115.22	15.21
			13 143 227.46		13 123 632.56		10270949.1	
DJ STOXX MID 200			876.72		877.82	-0.13	778.59	12.60
ODART EUROPE -P	FR0010418053	31-mai-17	296.71	30-mai-17	296.38	0.11	274.69	8.02
ODART EUROPE -I	FR0010505446	31-mai-17	11 367.87	30-mai-17	11 354.86	0.11	10 477.29	8.50
			35 505 074.13		35 465 387.16			
DJ STOXX 50			6 873.35		6 876.16	-0.04	6 295.23	9.18
DJ STOXX 600			787.61		788.50	-0.11	717.21	9.82
ODART ASIE	FR0010475863	31-mai-17	337.18	30-mai-17	338.82	-0.48	322.70	4.49
			3 247 927.80		3 263 737.92			
NIKKEI 225 - ¥			30 237.310		30 279.290	-0.14	29 187.340	3.60
converti €			243.157		244.094	-0.38	237.255	2.49
MSCI FAR EAST - \$			6 676.040		6 666.290	0.15	6 038.81	10.55
MSCI Far East - \$ en euro			207.546		208.495	-0.46	200.151	3.69
ODART INVESTISSEMENT	FR0010233932	31-mai-17	173.36	30-mai-17	173.72	-0.21	159.07	8.98
			7 114 235.50		7 129 300.50			
MSCI WORLD - EN EURO			243.118		244.322	-0.49	235.130	3.40
ODART MULTIGESTION	FR0010820365	31-mai-17	168.05	30-mai-17	168.36	-0.18	158.12	6.28
			37 845 579.29		37 924 862.82			
ODART COURT TERME	FR0010330282	31-mai-17	105.32	30-mai-17	105.32	0.00	105.33	-0.01
			44 729 097.25		44 574 711.20			
ODART OBLIG C	FR0010105882	31-mai-17	142.07	30-mai-17	142.06	0.01	142.18	-0.08
ODART OBLIG D	FR0010307843	31-mai-17	103.86	30-mai-17	103.85	0.01	104.84	
			45 405 042.99		45 664 014.15			
FTSE MTS EUROZONE 3-5 ANS			201.6339		201.4732	0.08	201.3623	0.13

OPC HEBDOMADAIRE

ODART MILLESIMO 2017 -P	FR0011646520	26-mai-17	1 025.48	26-mai-17	1 025.48	0.00	931.91	10.04
ODART MILLESIMO 2017 -I	FR0011646538	26-mai-17	10 574.90	26-mai-17	10 574.90	0.00	9 575.26	10.44
			22 814 906.34		22 814 906.34			





INDICES EUROPE

FTSE 100 - £		31-mai-17	6 249.32	30-mai-17	6 254.77	-0.09	5 823.910	7.30
converti €			7 174.47		7 196.84	-0.31	6 822.762	5.15
DAX 30		31-mai-17	12 615.060	30-mai-17	12 598.680	0.13	11 481.060	9.88
MSCI EUROPE \$ en EURO		31-mai-17	214.790	30-mai-17	214.980	-0.09	196.340	9.40
SMI		31-mai-17	17 811.110	30-mai-17	17 793.140	0.10	15 736.150	13.19
converti €			16 370.51		16 321.74	0.30	14 679.244	11.52

MONDE

DJ INDUSTRIALS 30 - \$		31-mai-17	39 273.70	30-mai-17	39 312.62	-0.10	36 662.59	7.12
converti €			34 925.48		35 171.21	-0.70	34 759.507	0.48
NASDAQ COMPOSITE - \$		31-mai-17	6 529.02	30-mai-17	6 535.60	-0.10	5 456.64	19.65
converti €			5 806.15		5 847.10	-0.70	5 173.397	12.23

DEVISES / EUR

 USD		31-mai-17	1.12450	30-mai-17	1.11775	-0.60	1.05475	-6.20
 JPY		31-mai-17	124.3529	30-mai-17	124.0479	-0.25	123.0208	-1.07
 CHF		31-mai-17	1.0880	30-mai-17	1.0902	0.20	1.0720	-1.47
 GBP		31-mai-17	0.8711	30-mai-17	0.8691	-0.22	0.8536	-2.00