

Evolution et comparaison avec leur benchmark des valeurs liquidatives

OPC QUOTIDIENS

OPCVM	Code	Date	Cours Jour	Date	Cours Veille	Perf. En %	2017	
							Cours au 30 déc. 2016	Perf. en %
BENCHMARKS								
			Actif net		Actif veille			
ODART ACTIONS FRANCAISES -P	FR0010475772	31-oct-17	325.94	30-oct-17	324.72	0.38	289.91	12.43
ODART ACTIONS FRANCAISES -I	FR0010505438	31-oct-17	12 908.54	30-oct-17	12 859.93	0.38	11 378.59	13.45
			23 801 461.12		23 723 563.31			
CAC 40			11 001.41		10 982.10	0.18	9 526.48	15.48
CAC ALL TRADABLE			8 002.41		7 989.06	0.17	6 875.84	16.38
SBF 120			8 110.67		8 096.88	0.17	6 974.30	16.29
ODART OPPORT. FRANCE -P	FR0010166140	31-oct-17	588.34	30-oct-17	588.11	0.04	503.47	16.86
ODART OPPORT. FRANCE -I	FR0010505453	31-oct-17	19 665.53	30-oct-17	19 657.53	0.04	16 678.05	17.91
			80 012 703.71		80 015 206.14			
CAC MID 60			21 792.85		21 769.77	0.11	17 606.85	23.77
ODART MIDCAP EUROPE -P	FR0010789214	31-oct-17	186.80	30-oct-17	186.28	0.28	159.02	17.47
ODART MIDCAP EUROPE -I	FR0010792887	31-oct-17	20 286.48	30-oct-17	20 228.70	0.29	17 115.22	18.53
			16 458 412.68		16 412 896.64		10270949.1	
DJ STOXX MID 200			912.47		909.69	0.31	778.59	17.20
ODART EUROPE -P	FR0010418053	31-oct-17	295.81	30-oct-17	295.15	0.22	274.69	7.69
ODART EUROPE -I	FR0010505446	31-oct-17	11 384.68	30-oct-17	11 359.03	0.23	10 477.29	8.66
			34 525 663.47		34 484 495.14			
DJ STOXX 50			6 940.63		6 911.50	0.42	6 295.23	10.25
DJ STOXX 600			803.62		800.92	0.34	717.21	12.05
ODART INVESTISSEMENT	FR0010233932	31-oct-17	176.38	30-oct-17	176.48	-0.06	159.07	10.88
			10 284 098.01		10 290 214.73			
MSCI WORLD \$ - en €			251.646		251.835	-0.08	235.130	7.02
Indice Composite (50% CAC 40 - 50% MSCI World \$ en €)			5 626.528		5 616.968	0.17	4 880.805	15.28
ODART MULTIGESTION	FR0010820365	31-oct-17	170.80	30-oct-17	170.75	0.03	158.12	8.02
			38 305 255.41		38 293 034.65			
ODART COURT TERME	FR0010330282	31-oct-17	105.56	30-oct-17	105.56	0.00	105.33	0.22
			42 322 829.78		42 335 715.87			
ODART OBLIG C	FR0010105882	31-oct-17	143.44	30-oct-17	143.35	0.06	142.18	0.89
ODART OBLIG D	FR0010307843	31-oct-17	104.86	30-oct-17	104.80	0.06	104.84	
			45 749 594.96		45 740 682.84			
FTSE MTS EUROZONE 3-5 ANS			202.4076		202.4476	-0.02	201.3623	0.52

OPC HEBDOMADAIRE

ODART MILLESIMO 2017 -P	FR0011646520	27-oct-17	1 015.31	27-oct-17	1 015.31	0.00	931.91	8.95
ODART MILLESIMO 2017 -I	FR0011646538	27-oct-17	10 509.92	27-oct-17	10 509.92	0.00	9 575.26	9.76
			22 106 684.68		22 106 684.68			





INDICES EUROPE

FTSE 100 - £		31-oct-17	6 320.67	30-oct-17	6 316.23	0.07	5 823.910	8.53
<i>converti €</i>			7 165.56		7 143.04	0.32	6 822.762	5.02
DAX 30		31-oct-17	13 229.570	30-oct-17	13 229.570	0.00	11 481.060	15.23
MSCI EUROPE \$ en EURO		31-oct-17	219.320	30-oct-17	218.590	0.33	196.340	11.70
SMI		31-oct-17	18 276.790	30-oct-17	18 144.940	0.73	15 736.150	16.15
<i>converti €</i>			15 775.98		15 670.02	0.68	14 679.244	7.47

INDICES MONDE

NIKKEI 225 - ¥			34 186.470		34 185.430	0.00	29 187.340	17.13
<i>converti €</i>			259.263		259.059	0.08	237.255	9.28
DJ INDUSTRIALS 30 - \$		31-oct-17	43 954.47	30-oct-17	43 900.87	0.12	36 662.59	19.89
<i>converti €</i>			37 725.92		37 835.79	-0.29	34 759.507	8.53
NASDAQ COMPOSITE - \$		31-oct-17	7 073.46	30-oct-17	7 049.47	0.34	5 456.64	29.63
<i>converti €</i>			6 071.12		6 075.56	-0.07	5 173.397	17.35

DEVICES / EUR

 USD		31-oct-17	1.16510	30-oct-17	1.16030	-0.41	1.05475	-9.47
 JPY		31-oct-17	131.8600	30-oct-17	131.9600	0.08	123.0208	-6.70
 CHF		31-oct-17	1.1585	30-oct-17	1.1579	-0.05	1.0720	-7.47
 GBP		31-oct-17	0.8821	30-oct-17	0.8843	0.24	0.8536	-3.23