

Evolution et comparaison avec leur benchmark des valeurs liquidatives

OPC QUOTIDIENS

OPCVM	Code	Date	Cours Jour	Date	Cours Veille	Perf. En %	2017	
							Actif net	Actif veille
BENCHMARKS								
ODART ACTIONS FRANCAISES -P	FR0010475772	29-sept-17	317.79	28-sept-17	316.23	0.49	289.91	9.62
ODART ACTIONS FRANCAISES -I	FR0010505438	29-sept-17	12 573.92	28-sept-17	12 511.60	0.50	11 378.59	10.51
			23 187 635.89		23 073 386.16			
CAC 40			10 650.81		10 578.80	0.68	9 526.48	11.80
CAC ALL TRADABLE			7 791.72		7 744.07	0.62	6 875.84	13.32
SBF 120			7 894.19		7 845.78	0.62	6 974.30	13.19
ODART OPPORT. FRANCE -P	FR0010166140	29-sept-17	590.98	28-sept-17	589.52	0.25	503.47	17.38
ODART OPPORT. FRANCE -I	FR0010505453	29-sept-17	19 735.23	28-sept-17	19 686.02	0.25	16 678.05	18.33
			79 058 593.52		78 854 150.03			
CAC MID 60			21 662.84		21 531.24	0.61	17 606.85	23.04
ODART MIDCAP EUROPE -P	FR0010789214	29-sept-17	183.90	28-sept-17	183.31	0.32	159.02	15.65
ODART MIDCAP EUROPE -I	FR0010792887	29-sept-17	19 953.04	28-sept-17	19 887.38	0.33	17 115.22	16.58
			15 577 066.32		15 507 876.95		10270949.1	
DJ STOXX MID 200			886.96		884.37	0.29	778.59	13.92
ODART EUROPE -P	FR0010418053	29-sept-17	291.68	28-sept-17	290.78	0.31	274.69	6.19
ODART EUROPE -I	FR0010505446	29-sept-17	11 215.05	28-sept-17	11 180.38	0.31	10 477.29	7.04
			34 523 193.12		34 417 935.48			
DJ STOXX 50			6 823.77		6 790.64	0.49	6 295.23	8.40
DJ STOXX 600			788.55		784.90	0.47	717.21	9.95
ODART ASIE	FR0010475863	29-sept-17	335.54	28-sept-17	335.54	0.00	322.70	3.98
			3 093 205.82		3 093 205.82			
NIKKEI 225 - ¥			31 607.780		31 618.390	-0.03	29 187.340	8.29
converti €			238.711		238.575	0.06	237.255	0.61
MSCI FAR EAST - \$			7 018.230		7 016.690	0.02	6 038.81	16.22
MSCI Far East - \$ en euro			207.536		208.133	-0.29	200.151	3.69
ODART INVESTISSEMENT	FR0010233932	29-sept-17	171.38	28-sept-17	170.70	0.40	159.07	7.74
			10 138 966.50		10 098 467.62			
MSCI WORLD - EN EURO			243.375		243.126	0.10	235.130	3.51
ODART MULTIGESTION	FR0010820365	29-sept-17	167.77	28-sept-17	167.43	0.20	158.12	6.10
			37 612 657.18		37 538 703.62			
ODART COURT TERME	FR0010330282	29-sept-17	105.52	28-sept-17	105.51	0.01	105.33	0.18
			42 828 464.62		42 824 985.97			
ODART OBLIG C	FR0010105882	29-sept-17	142.52	28-sept-17	142.48	0.03	142.18	0.24
ODART OBLIG D	FR0010307843	29-sept-17	104.19	28-sept-17	104.16	0.03	104.84	
			45 513 462.93		45 504 761.23			
FTSE MTS EUROZONE 3-5 ANS			201.6097		201.5907	0.01	201.3623	0.12

OPC HEBDOMADAIRE

ODART MILLESIMO 2017 -P	FR0011646520	29-sept-17	1 021.07	22-sept-17	1 017.46	0.35	931.91	9.57
ODART MILLESIMO 2017 -I	FR0011646538	29-sept-17	10 562.22	22-sept-17	10 523.11	0.37	9 575.26	10.31
			22 239 065.95		22 186 965.43			





INDICES EUROPE

FTSE 100 - £	29-sept-17	6 207.92	28-sept-17	6 165.87	0.68	5 823.910	6.59
converti €		7 079.96		7 027.59	0.75	6 822.762	3.77
DAX 30	29-sept-17	12 828.860	28-sept-17	12 704.650	0.98	11 481.060	11.74
MSCI EUROPE \$ en EURO	29-sept-17	215.100	28-sept-17	214.120	0.46	196.340	9.55
SMI	29-sept-17	18 109.260	28-sept-17	18 019.680	0.50	15 736.150	15.08
converti €		15 837.39		15 784.58	0.33	14 679.244	7.89

INDICES MONDE

DJ INDUSTRIALS 30 - \$	29-sept-17	42 097.81	28-sept-17	42 052.91	0.11	36 662.59	14.82
converti €		35 718.49		35 804.95	-0.24	34 759.507	2.76
NASDAQ COMPOSITE - \$	29-sept-17	6 765.48	28-sept-17	6 713.17	0.78	5 456.64	23.99
converti €		5 740.27		5 715.77	0.43	5 173.397	10.96

DEVICES / EUR

 USD	29-sept-17	1.17860	28-sept-17	1.17450	-0.35	1.05475	-10.51
 JPY	29-sept-17	132.4100	28-sept-17	132.5300	0.09	123.0208	-7.09
 CHF	29-sept-17	1.1435	28-sept-17	1.1416	-0.16	1.0720	-6.25
 GBP	29-sept-17	0.8768	28-sept-17	0.8774	0.06	0.8536	-2.65