





Evolution et comparaison avec leur benchmark des valeurs liquidatives

OPCVM	Code	Date	Cours Jour	Date	Cours Veille	Perf. En %	2021	
							Actif net	Actif veille
BENCHMARKS								
ODART ACTIONS FRANCAISES -P	FR0010475772	17-sept-21	424.98	16-sept-21	426.74	-0.41	360.69	17.82
ODART ACTIONS FRANCAISES -I	FR0010505438	17-sept-21	17 548.69	16-sept-21	17 620.92	-0.41	14 780.23	18.73
			31 090 986.59		31 219 867.36			
CAC 40			14 206.22		14 319.51	-0.79	11 831.28	20.07
CAC ALL TRADABLE			10 142.60		10 211.91	-0.68	8 525.31	18.97
SBF 120			10 301.69		10 373.81	-0.70	8 662.65	18.92
ODART OPPORT. FRANCE -P	FR0010166140	17-sept-21	757.03	16-sept-21	756.47	0.07	632.30	19.73
ODART OPPORT. FRANCE -I	FR0010505453	17-sept-21	26 383.63	16-sept-21	26 363.51	0.08	21 868.16	20.65
			79 083 153.22		79 024 879.23			
CAC MID 60			24 256.15		24 270.51	-0.06	21 217.35	14.32
ODART MIDCAP EUROPE -P	FR0010789214	17-sept-21	248.77	16-sept-21	249.62	-0.34	208.54	19.29
ODART MIDCAP EUROPE -I	FR0010792887	17-sept-21	27 385.95	16-sept-21	27 500.13	-0.42	22 931.23	19.43
			35 000 445.90		35 120 882.12			
STOXX EUROPE EX UK MID			1 297.47		1 307.21	-0.75	1 115.44	16.32
ODART EUROPE -P	FR0010418053	17-sept-21	375.14	16-sept-21	378.71	-0.94	312.56	20.02
ODART EUROPE -I	FR0010505446	17-sept-21	15 053.48	16-sept-21	15 196.33	-0.94	12 446.66	20.94
			36 101 569.83		36 445 155.12			
DJ STOXX 50			8 522.56		8 597.74	-0.87	7 356.10	15.86
STOXX EUROPE EX UK LARGE			1 235.02		1 247.22	-0.98	1 044.96	18.19
ODART INVESTISSEMENT	FR0010233932	17-sept-21	256.45	16-sept-21	255.60	0.33	208.31	23.11
			9 430 435.27		9 398 901.75			
MSCI WORLD - EN EURO			406.452		408.935	-0.61	335.133	21.28
ODART MULTIGESTION	FR0010820365	17-sept-21	224.35	16-sept-21	223.63	0.32	194.84	15.15
			39 028 490.67		38 903 183.13			
ODART COURT TERME	FR0010330282	17-sept-21	103.73	16-sept-21	103.73	0.00	104.20	-0.45
			45 474 553.65		45 515 548.05			
ODART OBLIG	FR0010105882	17-sept-21	141.35	16-sept-21	141.40	-0.04	142.47	-0.79
			44 011 713.78		44 026 544.27			
FTSE MTS EUROZONE 3-5 ANS			205.4686		205.5683	-0.05	206.4355	-0.47
INDICES EUROPE								
FTSE 100 - £		17-sept-21	6 855.27	16-sept-21	6 918.12	-0.91	6 174.77	11.02
<i>converti €</i>			8 030.45		8 109.58	-0.98	6 908.91	16.23
DAX 30		17-sept-21	15 490.170	16-sept-21	15 651.750	-1.03	13 718.780	12.91
MSCI EUROPE \$ en EURO		17-sept-21	277.340	16-sept-21	279.900	-0.91	235.890	17.57
SMI		17-sept-21	26 842.840	16-sept-21	27 051.800	-0.77	23 424.720	14.59
<i>converti €</i>			24 554.82		24 776.57	-0.89	21 665.48	13.34
INDICES MONDE								
NIKKEI 225 - ¥		17-sept-21	50 845.370	16-sept-21	50 550.780	0.58	45 354.080	12.11
<i>converti €</i>			394.395		391.533	0.73	359.440	9.72
DJ INDUSTRIALS 30 - \$		17-sept-21	69 172.02	16-sept-21	69 504.92	-0.48	60 622.85	14.10
<i>converti €</i>			58 995.33		59 067.66	-0.12	49 625.78	18.88
NASDAQ COMPOSITE - \$		17-sept-21	18 023.62	16-sept-21	18 238.06	-1.18	15 072.29	19.58
<i>converti €</i>			15 371.96		15 499.33	-0.82	12 338.15	24.59
DEVICES / EUR								
 USD		17-sept-21	1.17250	16-sept-21	1.17670	-0.36	1.22160	4.19
 JPY		17-sept-21	128.9200	16-sept-21	129.1100	-0.15	126.1800	-2.13
 CHF		17-sept-21	1.0932	16-sept-21	1.0918	0.12	1.0812	-1.10
 GBP		17-sept-21	0.8537	16-sept-21	0.8531	0.07	0.8937	4.70