

## Evolution et comparaison avec leur benchmark des valeurs liquidatives

OPCVM	Code	Date	Cours Jour	Date	Cours Veille	Perf. En %	2021	
							Actif net	Actif veille
BENCHMARKS								
ODART ACTIONS FRANCAISES -P	FR0010475772	24-sept-21	427.22	23-sept-21	432.58	-1.24	360.69	18.45
ODART ACTIONS FRANCAISES -I	FR0010505438	24-sept-21	17 644.86	23-sept-21	17 865.72	-1.24	14 780.23	19.38
			<b>31 242 175.46</b>		<b>31 631 991.11</b>			
CAC 40			14 365.45		14 502.90	-0.95	11 831.28	21.42
CAC ALL TRADABLE			10 248.97		10 338.45	-0.87	8 525.31	20.22
SBF 120			10 410.37		10 501.70	-0.87	8 662.65	20.18
ODART OPPORT. FRANCE -P	FR0010166140	24-sept-21	753.15	23-sept-21	761.63	-1.11	632.30	19.11
ODART OPPORT. FRANCE -I	FR0010505453	24-sept-21	26 254.09	23-sept-21	26 548.58	-1.11	21 868.16	20.06
			<b>78 689 636.19</b>		<b>79 568 269.40</b>			
CAC MID 60			24 399.81		24 529.37	-0.53	21 217.35	15.00
ODART MIDCAP EUROPE -P	FR0010789214	24-sept-21	248.12	23-sept-21	251.45	-1.32	208.54	18.98
ODART MIDCAP EUROPE -I	FR0010792887	24-sept-21	27 336.72	23-sept-21	27 668.95	-1.20	22 931.23	19.21
			<b>34 910 985.81</b>		<b>35 377 202.64</b>			
STOXX EUROPE EX UK MID			1 298.34		1 308.09	-0.75	1 115.44	16.40
ODART EUROPE -P	FR0010418053	24-sept-21	375.51	23-sept-21	381.11	-1.47	312.56	20.14
ODART EUROPE -I	FR0010505446	24-sept-21	15 071.55	23-sept-21	15 295.88	-1.47	12 446.66	21.09
			<b>36 200 472.02</b>		<b>36 739 512.28</b>			
DJ STOXX 50			8 594.64		8 661.20	-0.77	7 356.10	16.84
STOXX EUROPE EX UK LARGE			1 238.83		1 251.13	-0.98	1 044.96	18.55
ODART INVESTISSEMENT	FR0010233932	24-sept-21	257.35	23-sept-21	257.89	-0.21	208.31	23.54
			<b>9 463 318.44</b>		<b>9 483 265.93</b>			
MSCI WORLD - EN EURO			408.188		407.311	0.22	335.133	21.80
ODART MULTIGESTION	FR0010820365	24-sept-21	224.71	23-sept-21	223.24	0.66	194.84	15.33
			<b>38 999 926.41</b>		<b>38 825 828.12</b>			
ODART COURT TERME	FR0010330282	24-sept-21	103.70	23-sept-21	103.70	0.00	104.20	-0.48
			<b>45 263 923.08</b>		<b>45 278 389.51</b>			
ODART OBLIG	FR0010105882	24-sept-21	141.14	23-sept-21	141.26	-0.08	142.47	-0.93
			<b>43 913 435.03</b>		<b>43 948 595.61</b>			
FTSE MTS EUROZONE 3-5 ANS			205.2304		205.4747	-0.12	206.4355	-0.58





### INDICES EUROPE

FTSE 100 - £	24-sept-21	6 942.35	23-sept-21	6 968.80	-0.38	6 174.77	12.43
<i>converti €</i>		<i>8 100.19</i>		<i>8 145.21</i>	<i>-0.55</i>	<i>6 908.91</i>	<i>17.24</i>
DAX 30	24-sept-21	15 531.750	23-sept-21	15 643.970	-0.72	13 718.780	13.22
MSCI EUROPE \$ en EURO	24-sept-21	278.520	23-sept-21	280.950	-0.86	235.890	18.07
SMI	24-sept-21	26 603.000	23-sept-21	26 876.340	-1.02	23 424.720	13.57
<i>converti €</i>		<i>24 555.56</i>		<i>24 762.38</i>	<i>-0.84</i>	<i>21 665.48</i>	<i>13.34</i>

### INDICES MONDE

NIKKEI 225 - ¥	24-sept-21	50 426.530	23-sept-21	49 410.610	2.06	45 354.080	11.18
<i>converti €</i>		<i>388.584</i>		<i>381.490</i>	<i>1.86</i>	<i>359.440</i>	<i>8.11</i>
DJ INDUSTRIALS 30 - \$	24-sept-21	69 598.28	23-sept-21	69 531.91	0.10	60 622.85	14.81
<i>converti €</i>		<i>59 384.20</i>		<i>59 231.54</i>	<i>0.26</i>	<i>49 625.78</i>	<i>19.66</i>
NASDAQ COMPOSITE - \$	24-sept-21	18 021.11	23-sept-21	18 005.63	0.09	15 072.29	19.56
<i>converti €</i>		<i>15 376.37</i>		<i>15 338.30</i>	<i>0.25</i>	<i>12 338.15</i>	<i>24.62</i>

### DEVISES / EUR

 USD	24-sept-21	1.17200	23-sept-21	1.17390	-0.16	1.22160	4.23
 JPY	24-sept-21	129.7700	23-sept-21	129.5200	0.19	126.1800	-2.77
 CHF	24-sept-21	1.0834	23-sept-21	1.0854	-0.18	1.0812	-0.20
 GBP	24-sept-21	0.8571	23-sept-21	0.8556	0.17	0.8937	4.28