

Evolution et comparaison avec leur benchmark des valeurs liquidatives

OPCVM	Code	Date	Cours Jour	Date	Cours Veille	Perf. En %	2021	
							Actif net	Actif veille
BENCHMARKS								
ODART ACTIONS FRANCAISES -P	FR0010475772	30-sept-21	414.43	29-sept-21	417.39	-0.71	360.69	14.90
ODART ACTIONS FRANCAISES -I	FR0010505438	30-sept-21	17 119.75	29-sept-21	17 241.39	-0.71	14 780.23	15.83
			30 312 514.16		30 528 773.61			
CAC 40			14 121.10		14 209.45	-0.62	11 831.28	19.35
CAC ALL TRADABLE			10 078.18		10 132.61	-0.54	8 525.31	18.21
SBF 120			10 238.58		10 293.99	-0.54	8 662.65	18.19
ODART OPPORT. FRANCE -P	FR0010166140	30-sept-21	724.29	29-sept-21	725.02	-0.10	632.30	14.55
ODART OPPORT. FRANCE -I	FR0010505453	30-sept-21	25 252.53	29-sept-21	25 277.17	-0.10	21 868.16	15.48
			75 651 354.98		75 738 007.55			
CAC MID 60			24 126.59		24 098.26	0.12	21 217.35	13.71
ODART MIDCAP EUROPE -P	FR0010789214	30-sept-21	237.18	29-sept-21	237.18	0.00	208.54	13.73
ODART MIDCAP EUROPE -I	FR0010792887	30-sept-21	26 283.71	29-sept-21	26 275.68	0.03	22 931.23	14.62
			33 383 197.97		33 381 831.41			
STOXX EUROPE EX UK MID			1 276.33		1 274.68	0.13	1 115.44	14.42
ODART EUROPE -P	FR0010418053	30-sept-21	360.59	29-sept-21	361.92	-0.37	312.56	15.37
ODART EUROPE -I	FR0010505446	30-sept-21	14 475.46	29-sept-21	14 528.16	-0.36	12 446.66	16.30
			34 801 013.16		34 935 901.68			
DJ STOXX 50			8 476.43		8 485.07	-0.10	7 356.10	15.23
STOXX EUROPE EX UK LARGE			1 210.19		1 213.37	-0.26	1 044.96	15.81
ODART INVESTISSEMENT	FR0010233932	30-sept-21	247.48	29-sept-21	247.89	-0.17	208.31	18.80
			9 100 603.39		9 115 438.07			
MSCI WORLD - EN EURO			399.947		401.962	-0.50	335.133	19.34
ODART MULTIGESTION	FR0010820365	30-sept-21	217.69	29-sept-21	217.50	0.09	194.84	11.73
			37 771 876.50		37 749 432.66			
ODART COURT TERME	FR0010330282	30-sept-21	103.68	29-sept-21	103.69	-0.01	104.20	-0.50
			45 369 190.37		45 375 095.77			
ODART OBLIG	FR0010105882	30-sept-21	141.00	29-sept-21	141.04	-0.03	142.47	-1.03
			43 876 854.35		43 889 858.14			
FTSE MTS EUROZONE 3-5 ANS			205.0258		205.1963	-0.08	206.4355	-0.68





INDICES EUROPE

FTSE 100 - £	30-sept-21	6 982.44	29-sept-21	6 998.15	-0.22	6 174.77	13.08
<i>converti €</i>		8 125.82		8 102.34	0.29	6 908.91	17.61
DAX 30	30-sept-21	15 260.690	29-sept-21	15 365.270	-0.68	13 718.780	11.24
MSCI EUROPE \$ en EURO	30-sept-21	274.110	29-sept-21	274.220	-0.04	235.890	16.20
SMI	30-sept-21	26 209.600	29-sept-21	26 177.820	0.12	23 424.720	11.89
<i>converti €</i>		24 300.32		24 151.73	0.62	21 665.48	12.16

INDICES MONDE

NIKKEI 225 - ¥	30-sept-21	49 401.650	29-sept-21	49 555.340	-0.31	45 354.080	8.92
<i>converti €</i>		383.315		381.635	0.44	359.440	6.64
DJ INDUSTRIALS 30 - \$	30-sept-21	67 690.06	29-sept-21	68 783.69	-1.59	60 622.85	11.66
<i>converti €</i>		58 454.28		59 306.51	-1.44	49 625.78	17.79
NASDAQ COMPOSITE - \$	30-sept-21	17 269.99	29-sept-21	17 343.91	-0.43	15 072.29	14.58
<i>converti €</i>		14 913.64		14 954.22	-0.27	12 338.15	20.87

DEVISES / EUR

 USD	30-sept-21	1.15800	29-sept-21	1.15980	-0.16	1.22160	5.49
 JPY	30-sept-21	128.8800	29-sept-21	129.8500	-0.75	126.1800	-2.09
 CHF	30-sept-21	1.0786	29-sept-21	1.0839	-0.49	1.0812	0.24
 GBP	30-sept-21	0.8593	29-sept-21	0.8637	-0.51	0.8937	4.01