




## Evolution et comparaison avec leur benchmark des valeurs liquidatives

OPCVM	Code	Date	Cours Jour	Date	Cours Veille	Perf. En %	2021	
							Cours au 31 déc. 2020	Perf. en %
BENCHMARKS								
			<b>Actif net</b>		<b>Actif veille</b>			
ODART ACTIONS FRANCAISES -P	FR0010475772	01-oct-21	414.62	30-sept-21	414.43	0.05	360.69	14.95
ODART ACTIONS FRANCAISES -I	FR0010505438	01-oct-21	17 128.05	30-sept-21	17 119.75	0.05	14 780.23	15.88
			<b>30 326 329.10</b>		<b>30 312 514.16</b>			
CAC 40			14 116.07		14 121.10	-0.04	11 831.28	19.31
CAC ALL TRADABLE			10 072.86		10 078.18	-0.05	8 525.31	18.15
SBF 120			10 232.91		10 238.58	-0.06	8 662.65	18.13
ODART OPPORT. FRANCE -P	FR0010166140	01-oct-21	721.95	30-sept-21	724.29	-0.32	632.30	14.18
ODART OPPORT. FRANCE -I	FR0010505453	01-oct-21	25 171.41	30-sept-21	25 252.53	-0.32	21 868.16	15.11
			<b>75 398 140.22</b>		<b>75 651 354.98</b>			
CAC MID 60			24 104.63		24 126.59	-0.09	21 217.35	13.61
ODART MIDCAP EUROPE -P	FR0010789214	01-oct-21	235.29	30-sept-21	237.18	-0.80	208.54	12.83
ODART MIDCAP EUROPE -I	FR0010792887	01-oct-21	26 085.41	30-sept-21	26 283.71	-0.75	22 931.23	13.75
			<b>33 113 249.57</b>		<b>33 383 197.97</b>			
STOXX EUROPE EX UK MID			1 271.63		1 276.33	-0.37	1 115.44	14.00
ODART EUROPE -P	FR0010418053	01-oct-21	358.73	30-sept-21	360.59	-0.52	312.56	14.77
ODART EUROPE -I	FR0010505446	01-oct-21	14 401.09	30-sept-21	14 475.46	-0.51	12 446.66	15.70
			<b>34 621 307.52</b>		<b>34 801 013.16</b>			
DJ STOXX 50			8 431.23		8 476.43	-0.53	7 356.10	14.62
STOXX EUROPE EX UK LARGE			1 205.03		1 210.19	-0.43	1 044.96	15.32
ODART INVESTISSEMENT	FR0010233932	01-oct-21	247.33	30-sept-21	247.48	-0.06	208.31	18.73
			<b>9 090 836.72</b>		<b>9 100 603.39</b>			
MSCI WORLD - EN EURO			401.866		399.947	0.48	335.133	19.91
ODART MULTIGESTION	FR0010820365	01-oct-21	216.96	30-sept-21	217.69	-0.34	194.84	11.35
			<b>37 628 830.27</b>		<b>37 771 876.50</b>			
ODART COURT TERME	FR0010330282	01-oct-21	103.69	30-sept-21	103.68	0.01	104.20	-0.49
			<b>45 360 506.30</b>		<b>45 369 190.37</b>			
ODART OBLIG	FR0010105882	01-oct-21	141.08	30-sept-21	141.00	0.06	142.47	-0.98
			<b>43 900 369.45</b>		<b>43 876 854.35</b>			
FTSE MTS EUROZONE 3-5 ANS			205.3226		205.0258	0.14	206.4355	-0.54
INDICES EUROPE								
FTSE 100 - £		01-oct-21	6 923.96	30-sept-21	6 982.44	-0.84	6 174.77	12.13
<i>converti €</i>			8 089.97		8 125.82	-0.44	6 908.91	17.09
DAX 30		01-oct-21	15 156.440	30-sept-21	15 260.690	-0.68	13 718.780	10.48
MSCI EUROPE \$ en EURO		01-oct-21	272.930	30-sept-21	274.110	-0.43	235.890	15.70
SMI		01-oct-21	26 058.610	30-sept-21	26 209.600	-0.58	23 424.720	11.24
<i>converti €</i>			24 154.73		24 300.32	-0.60	21 665.48	11.49
INDICES MONDE								
NIKKEI 225 - ¥		01-oct-21	48 258.400	30-sept-21	49 401.650	-2.31	45 354.080	6.40
<i>converti €</i>			374.706		383.315	-2.25	359.440	4.25
DJ INDUSTRIALS 30 - \$		01-oct-21	68 655.17	30-sept-21	67 690.06	1.43	60 622.85	13.25
<i>converti €</i>			59 205.91		58 454.28	1.29	49 625.78	19.30
NASDAQ COMPOSITE - \$		01-oct-21	17 390.21	30-sept-21	17 269.99	0.70	15 072.29	15.38
<i>converti €</i>			14 996.73		14 913.64	0.56	12 338.15	21.55
DEVICES / EUR								
 USD		01-oct-21	1.15960	30-sept-21	1.15800	0.14	1.22160	5.35
 JPY		01-oct-21	128.7900	30-sept-21	128.8800	-0.07	126.1800	-2.03
 CHF		01-oct-21	1.0788	30-sept-21	1.0786	0.02	1.0812	0.22
 GBP		01-oct-21	0.8559	30-sept-21	0.8593	-0.40	0.8937	4.42