




Evolution et comparaison avec leur benchmark des valeurs liquidatives

OPCVM	Code	Date	Cours Jour	Date	Cours Veille	Perf. En %	2021	
							Cours au 31 déc. 2020	Perf. en %
BENCHMARKS								
			Actif net		Actif veille			
ODART ACTIONS FRANCAISES - P	FR0010475772	08-oct-21	413.98	07-oct-21	417.89	-0.94	360.69	14.77
ODART ACTIONS FRANCAISES - I	FR0010505438	08-oct-21	17 104.98	07-oct-21	17 266.33	-0.93	14 780.23	15.73
			30 238 514.07		30 524 630.16			
CAC 40			14 207.69		14 294.77	-0.61	11 831.28	20.09
CAC ALL TRADABLE			10 119.85		10 170.92	-0.50	8 525.31	18.70
SBF 120			10 282.37		10 335.25	-0.51	8 662.65	18.70
ODART OPPORT. FRANCE - P	FR0010166140	08-oct-21	716.86	07-oct-21	721.31	-0.62	632.30	13.37
ODART OPPORT. FRANCE - I	FR0010505453	08-oct-21	24 999.30	07-oct-21	25 153.73	-0.61	21 868.16	14.32
			74 703 547.71		75 166 966.37			
CAC MID 60			23 962.85		23 951.11	0.05	21 217.35	12.94
ODART MIDCAP EUROPE - P	FR0010789214	08-oct-21	233.36	07-oct-21	235.03	-0.71	208.54	11.90
ODART MIDCAP EUROPE - I	FR0010792887	08-oct-21	25 877.54	07-oct-21	26 061.71	-0.71	22 931.23	12.85
			32 711 089.53		32 944 831.43			
STOXX EUROPE EX UK MID			1 276.03		1 277.72	-0.13	1 115.44	14.40
ODART EUROPE - P	FR0010418053	08-oct-21	358.04	07-oct-21	361.75	-1.03	312.56	14.55
ODART EUROPE - I	FR0010505446	08-oct-21	14 376.14	07-oct-21	14 524.86	-1.02	12 446.66	15.50
			34 550 295.63		34 908 629.92			
DJ STOXX 50			8 573.87		8 597.98	-0.28	7 356.10	16.55
STOXX EUROPE EX UK LARGE			1 217.56		1 223.09	-0.45	1 044.96	16.52
ODART INVESTISSEMENT	FR0010233932	08-oct-21	248.21	07-oct-21	247.98	0.09	208.31	19.15
			9 134 363.99		9 125 960.49			
MSCI WORLD - EN EURO			405.558		406.402	-0.21	335.133	21.01
ODART MULTIGESTION	FR0010820365	08-oct-21	218.54	07-oct-21	216.45	0.97	194.84	12.16
			37 665 915.11		37 305 677.79			
ODART COURT TERME	FR0010330282	08-oct-21	103.67	07-oct-21	103.68	-0.01	104.20	-0.51
			44 212 304.73		44 247 308.93			
ODART OBLIG	FR0010105882	08-oct-21	140.88	07-oct-21	140.95	-0.05	142.47	-1.12
			42 850 190.27		42 872 210.47			
FTSE MTS EUROZONE 3-5 ANS			205.0517		205.1627	-0.05	206.4355	-0.67
INDICES EUROPE								
FTSE 100 - £		08-oct-21	6 992.66	07-oct-21	6 975.40	0.25	6 174.77	13.25
<i>converti €</i>			8 228.69		8 221.93	0.08	6 908.91	19.10
DAX 30		08-oct-21	15 206.130	07-oct-21	15 250.860	-0.29	13 718.780	10.84
MSCI EUROPE \$ en EURO		08-oct-21	276.070	07-oct-21	276.700	-0.23	235.890	17.03
SMI		08-oct-21	26 485.470	07-oct-21	26 482.430	0.01	23 424.720	13.07
<i>converti €</i>			24 679.89		24 679.82	0.00	21 665.48	13.91
INDICES MONDE								
NIKKEI 225 - ¥		08-oct-21	47 047.140	07-oct-21	46 425.310	1.34	45 354.080	3.73
<i>converti €</i>			362.291		360.054	0.62	359.440	0.79
DJ INDUSTRIALS 30 - \$		08-oct-21	69 517.46	07-oct-21	69 534.85	-0.03	60 622.85	14.67
<i>converti €</i>			60 089.43		60 192.91	-0.17	49 625.78	21.09
NASDAQ COMPOSITE - \$		08-oct-21	17 427.86	07-oct-21	17 517.68	-0.51	15 072.29	15.63
<i>converti €</i>			15 064.28		15 164.20	-0.66	12 338.15	22.10
DEVICES / EUR								
 USD		08-oct-21	1.15690	07-oct-21	1.15520	0.15	1.22160	5.59
 JPY		08-oct-21	129.8600	07-oct-21	128.9400	0.71	126.1800	-2.83
 CHF		08-oct-21	1.0732	07-oct-21	1.0730	0.01	1.0812	0.75
 GBP		08-oct-21	0.8498	07-oct-21	0.8484	0.17	0.8937	5.17