

Evolution et comparaison avec leur benchmark des valeurs liquidatives

OPCVM	Code	Date	Cours Jour	Date	Cours Veille	Perf. En %	2021	
							Actif net	Actif veille
BENCHMARKS								
ODART ACTIONS FRANCAISES -P	FR0010475772	15-oct-21	425.72	14-oct-21	423.92	0.42	360.69	18.03
ODART ACTIONS FRANCAISES -I	FR0010505438	15-oct-21	17 593.75	14-oct-21	17 518.86	0.43	14 780.23	19.04
			31 069 191.11		30 937 845.78			
CAC 40			14 570.53		14 478.90	0.63	11 831.28	23.15
CAC ALL TRADABLE			10 367.68		10 304.45	0.61	8 525.31	21.61
SBF 120			10 534.16		10 469.86	0.61	8 662.65	21.60
ODART OPPORT. FRANCE -P	FR0010166140	15-oct-21	740.04	14-oct-21	739.66	0.05	632.30	17.04
ODART OPPORT. FRANCE -I	FR0010505453	15-oct-21	25 812.91	14-oct-21	25 798.74	0.05	21 868.16	18.04
			77 521 777.24		77 491 585.59			
CAC MID 60			24 460.64		24 370.60	0.37	21 217.35	15.29
ODART MIDCAP EUROPE -P	FR0010789214	15-oct-21	240.77	14-oct-21	240.13	0.27	208.54	15.46
ODART MIDCAP EUROPE -I	FR0010792887	15-oct-21	26 704.43	14-oct-21	26 632.95	0.27	22 931.23	16.45
			33 660 780.96		33 577 990.94			
STOXX EUROPE EX UK MID			1 306.72		1 299.42	0.56	1 115.44	17.15
ODART EUROPE -P	FR0010418053	15-oct-21	371.02	14-oct-21	368.40	0.71	312.56	18.70
ODART EUROPE -I	FR0010505446	15-oct-21	14 900.54	14-oct-21	14 794.83	0.71	12 446.66	19.72
			35 822 640.37		35 571 286.70			
DJ STOXX 50			8 788.00		8 728.96	0.68	7 356.10	19.47
STOXX EUROPE EX UK LARGE			1 250.08		1 240.50	0.77	1 044.96	19.63
ODART INVESTISSEMENT	FR0010233932	15-oct-21	254.69	14-oct-21	252.40	0.91	208.31	22.26
			9 370 453.24		9 288 691.39			
MSCI WORLD - EN EURO			413.223		410.482	0.67	335.133	23.30
ODART MULTIGESTION	FR0010820365	15-oct-21	221.82	14-oct-21	219.40	1.10	194.84	13.85
			38 260 703.81		37 781 066.58			
ODART COURT TERME	FR0010330282	15-oct-21	103.64	14-oct-21	103.65	-0.01	104.20	-0.54
			44 172 009.46		44 176 208.25			
ODART OBLIG	FR0010105882	15-oct-21	140.78	14-oct-21	140.82	-0.03	142.47	-1.19
			42 793 535.67		42 806 433.80			
FTSE MTS EUROZONE 3-5 ANS			204.7817		204.9013	-0.06	206.4355	-0.80





INDICES EUROPE

FTSE 100 - £	15-oct-21	7 130.66	14-oct-21	7 104.72	0.37	6 174.77	15.48
<i>converti €</i>		8 452.35		8 376.03	0.91	6 908.91	22.34
DAX 30	15-oct-21	15 587.360	14-oct-21	15 462.720	0.81	13 718.780	13.62
MSCI EUROPE \$ en EURO	15-oct-21	283.220	14-oct-21	281.070	0.76	235.890	20.06
SMI	15-oct-21	26 927.500	14-oct-21	26 772.560	0.58	23 424.720	14.95
<i>converti €</i>		25 147.32		24 994.92	0.61	21 665.48	16.07

INDICES MONDE

NIKKEI 225 - ¥	15-oct-21	48 757.490	14-oct-21	47 889.140	1.81	45 354.080	7.50
<i>converti €</i>		367.926		363.264	1.28	359.440	2.36
DJ INDUSTRIALS 30 - \$	15-oct-21	70 614.86	14-oct-21	69 850.20	1.09	60 622.85	16.48
<i>converti €</i>		60 869.63		60 231.27	1.06	49 625.78	22.66
NASDAQ COMPOSITE - \$	15-oct-21	17 811.41	14-oct-21	17 700.29	0.63	15 072.29	18.17
<i>converti €</i>		15 353.34		15 262.82	0.59	12 338.15	24.44

DEVISES / EUR

 USD	15-oct-21	1.16010	14-oct-21	1.15970	0.03	1.22160	5.30
 JPY	15-oct-21	132.5200	14-oct-21	131.8300	0.52	126.1800	-4.78
 CHF	15-oct-21	1.0708	14-oct-21	1.0711	-0.03	1.0812	0.97
 GBP	15-oct-21	0.8436	14-oct-21	0.8482	-0.54	0.8937	5.94