

Evolution et comparaison avec leur benchmark des valeurs liquidatives

OPCVM	Code	Date	Cours Jour	Date	Cours Veille	Perf. En %	2021	
							Actif net	Actif veille
BENCHMARKS								
ODART ACTIONS FRANCAISES -P	FR0010475772	22-oct-21	429.43	21-oct-21	426.22	0.75	360.69	19.06
ODART ACTIONS FRANCAISES -I	FR0010505438	22-oct-21	17 751.01	21-oct-21	17 617.73	0.76	14 780.23	20.10
			31 336 781.25		31 104 412.23			
CAC 40			14 583.90		14 480.98	0.71	11 831.28	23.27
CAC ALL TRADABLE			10 385.96		10 318.20	0.66	8 525.31	21.83
SBF 120			10 551.67		10 481.71	0.67	8 662.65	21.81
ODART OPPORT. FRANCE -P	FR0010166140	22-oct-21	750.51	21-oct-21	749.73	0.10	632.30	18.70
ODART OPPORT. FRANCE -I	FR0010505453	22-oct-21	26 183.50	21-oct-21	26 155.37	0.11	21 868.16	19.73
			78 789 100.32		78 690 265.29			
CAC MID 60			24 646.45		24 521.15	0.51	21 217.35	16.16
ODART MIDCAP EUROPE -P	FR0010789214	22-oct-21	247.26	21-oct-21	245.82	0.59	208.54	18.57
ODART MIDCAP EUROPE -I	FR0010792887	22-oct-21	27 336.81	21-oct-21	27 182.95	0.57	22 931.23	19.21
			34 563 552.74		34 362 958.77			
STOXX EUROPE EX UK MID			1 311.85		1 305.50	0.49	1 115.44	17.61
ODART EUROPE -P	FR0010418053	22-oct-21	376.49	21-oct-21	373.25	0.87	312.56	20.45
ODART EUROPE -I	FR0010505446	22-oct-21	15 123.22	21-oct-21	14 992.78	0.87	12 446.66	21.50
			36 348 566.54		36 036 015.25			
DJ STOXX 50			8 812.76		8 762.13	0.58	7 356.10	19.80
STOXX EUROPE EX UK LARGE			1 261.98		1 253.42	0.68	1 044.96	20.77
ODART INVESTISSEMENT	FR0010233932	22-oct-21	259.86	21-oct-21	257.46	0.93	208.31	24.75
			9 558 250.91		9 472 177.56			
MSCI WORLD - EN EURO			417.330		417.498	-0.04	335.133	24.53
ODART MULTIGESTION	FR0010820365	22-oct-21	224.99	21-oct-21	224.01	0.44	194.84	15.47
			38 789 460.74		38 602 205.68			
ODART COURT TERME	FR0010330282	22-oct-21	103.58	21-oct-21	103.59	-0.01	104.20	-0.60
			44 089 456.86		44 093 752.18			
ODART OBLIG	FR0010105882	22-oct-21	140.55	21-oct-21	140.60	-0.04	142.47	-1.35
			42 724 116.30		42 741 037.21			
FTSE MTS EUROZONE 3-5 ANS			204.0529		204.2148	-0.08	206.4355	-1.15





INDICES EUROPE

FTSE 100 - £	22-oct-21	7 103.14	21-oct-21	7 089.09	0.20	6 174.77	15.03
<i>converti €</i>		<i>8 391.29</i>		<i>8 411.85</i>	<i>-0.24</i>	<i>6 908.91</i>	<i>21.46</i>
DAX 30	22-oct-21	15 542.980	21-oct-21	15 472.560	0.46	13 718.780	13.30
MSCI EUROPE \$ en EURO	22-oct-21	284.690	21-oct-21	283.390	0.46	235.890	20.69
SMI	22-oct-21	27 141.080	21-oct-21	27 102.640	0.14	23 424.720	15.87
<i>converti €</i>		<i>25 445.40</i>		<i>25 390.08</i>	<i>0.22</i>	<i>21 665.48</i>	<i>17.45</i>

INDICES MONDE

NIKKEI 225 - ¥	22-oct-21	48 315.040	21-oct-21	48 153.560	0.34	45 354.080	6.53
<i>converti €</i>		<i>365.525</i>		<i>363.451</i>	<i>0.57</i>	<i>359.440</i>	<i>1.69</i>
DJ INDUSTRIALS 30 - \$	22-oct-21	71 397.94	21-oct-21	71 239.76	0.22	60 622.85	17.77
<i>converti €</i>		<i>61 322.63</i>		<i>61 292.06</i>	<i>0.05</i>	<i>49 625.78</i>	<i>23.57</i>
NASDAQ COMPOSITE - \$	22-oct-21	18 056.17	21-oct-21	18 214.36	-0.87	15 072.29	19.80
<i>converti €</i>		<i>15 508.18</i>		<i>15 670.96</i>	<i>-1.04</i>	<i>12 338.15</i>	<i>25.69</i>

DEVISES / EUR

 USD	22-oct-21	1.16430	21-oct-21	1.16230	0.17	1.22160	4.92
 JPY	22-oct-21	132.1800	21-oct-21	132.4900	-0.23	126.1800	-4.54
 CHF	22-oct-21	1.0666	21-oct-21	1.0675	-0.08	1.0812	1.37
 GBP	22-oct-21	0.8465	21-oct-21	0.8428	0.44	0.8937	5.58