





Evolution et comparaison avec leur benchmark des valeurs liquidatives

OPCVM	Code	Date	Cours Jour	Date	Cours Veille	Perf. En %	2021	
							Cours au 31 déc. 2020	Perf. en %
BENCHMARKS								
			Actif net		Actif veille			
ODART ACTIONS FRANCAISES - P	FR0010475772	29-oct-21	436.39	28-oct-21	434.63	0.40	360.69	20.99
ODART ACTIONS FRANCAISES - I	FR0010505438	29-oct-21	18 042.44	28-oct-21	17 968.85	0.41	14 780.23	22.07
			31 788 024.09		31 681 035.13			
CAC 40			14 793.23		14 736.64	0.38	11 831.28	25.03
CAC ALL TRADABLE			10 531.70		10 501.00	0.29	8 525.31	23.53
SBF 120			10 702.20		10 670.24	0.30	8 662.65	23.54
ODART OPPORT. FRANCE - P	FR0010166140	29-oct-21	770.18	28-oct-21	769.35	0.11	632.30	21.81
ODART OPPORT. FRANCE - I	FR0010505453	29-oct-21	26 875.25	28-oct-21	26 845.70	0.11	21 868.16	22.90
			80 775 117.58		80 764 561.34			
CAC MID 60			25 279.17		25 290.71	-0.05	21 217.35	19.14
ODART MIDCAP EUROPE - P	FR0010789214	29-oct-21	250.82	28-oct-21	250.57	0.10	208.54	20.27
ODART MIDCAP EUROPE - I	FR0010792887	29-oct-21	27 650.99	28-oct-21	27 651.74	0.00	22 931.23	20.58
			35 050 542.55		35 045 741.01			
STOXX EUROPE EX UK MID			1 310.57		1 316.42	-0.44	1 115.44	17.49
ODART EUROPE - P	FR0010418053	29-oct-21	381.77	28-oct-21	381.00	0.20	312.56	22.14
ODART EUROPE - I	FR0010505446	29-oct-21	15 338.52	28-oct-21	15 307.30	0.20	12 446.66	23.23
			36 914 690.07		36 878 636.10			
DJ STOXX 50			8 938.23		8 904.61	0.38	7 356.10	21.51
STOXX EUROPE EX UK LARGE			1 274.70		1 271.62	0.24	1 044.96	21.99
ODART INVESTISSEMENT	FR0010233932	29-oct-21	265.73	28-oct-21	262.71	1.15	208.31	27.56
			9 774 163.91		9 663 046.61			
MSCI WORLD - EN EURO			423.221		420.028	0.76	335.133	26.28
ODART MULTIGESTION	FR0010820365	29-oct-21	228.65	28-oct-21	226.36	1.01	194.84	17.35
			39 413 026.97		39 027 525.71			
ODART COURT TERME	FR0010330282	29-oct-21	103.53	28-oct-21	103.55	-0.02	104.20	-0.64
			44 215 033.05		44 225 306.02			
ODART OBLIG	FR0010105882	29-oct-21	140.38	28-oct-21	140.47	-0.06	142.47	-1.47
			42 618 440.12		42 643 422.28			
FTSE MTS EUROZONE 3-5 ANS			203.1379		203.7998	-0.32	206.4355	-1.60
INDICES EUROPE								
FTSE 100 - £		29-oct-21	7 136.68	28-oct-21	7 148.41	-0.16	6 174.77	15.58
<i>converti €</i>			8 449.88		8 438.98	0.13	6 908.91	22.30
DAX 30		29-oct-21	15 688.770	28-oct-21	15 696.330	-0.05	13 718.780	14.36
MSCI EUROPE \$ en EURO		29-oct-21	286.880	28-oct-21	286.640	0.08	235.890	21.62
SMI		29-oct-21	27 258.050	28-oct-21	27 359.180	-0.37	23 424.720	16.36
<i>converti €</i>			25 754.50		25 683.10	0.28	21 665.48	18.87
INDICES MONDE								
NIKKEI 225 - ¥		29-oct-21	48 468.130	28-oct-21	48 345.370	0.25	45 354.080	6.87
<i>converti €</i>			367.824		364.403	0.94	359.440	2.33
DJ INDUSTRIALS 30 - \$		29-oct-21	71 683.20	28-oct-21	71 504.93	0.25	60 622.85	18.24
<i>converti €</i>			62 020.42		61 214.73	1.32	49 625.78	24.98
NASDAQ COMPOSITE - \$		29-oct-21	18 640.97	28-oct-21	18 554.33	0.47	15 072.29	23.68
<i>converti €</i>			16 128.20		15 884.20	1.54	12 338.15	30.72
DEVICES / EUR								
 USD		29-oct-21	1.15580	28-oct-21	1.16810	-1.05	1.22160	5.69
 JPY		29-oct-21	131.7700	28-oct-21	132.6700	-0.68	126.1800	-4.24
 CHF		29-oct-21	1.0584	28-oct-21	1.0653	-0.65	1.0812	2.16
 GBP		29-oct-21	0.8446	28-oct-21	0.8471	-0.29	0.8937	5.82