




Evolution et comparaison avec leur benchmark des valeurs liquidatives

OPCVM	Code	Date	Cours Jour	Date	Cours Veille	Perf. En %	2021	
							Actif net	Actif veille
BENCHMARKS								
ODART ACTIONS FRANCAISES -P	FR0010475772	12-nov-21	453.64	10-nov-21	450.15	0.78	360.69	25.77
ODART ACTIONS FRANCAISES -I	FR0010505438	12-nov-21	18 763.00	10-nov-21	18 617.59	0.78	14 780.23	26.95
			32 901 172.32		32 774 152.68			
CAC 40			15 358.62		15 258.49	0.66	11 831.28	29.81
CAC ALL TRADABLE			10 886.99		10 828.75	0.54	8 525.31	27.70
SBF 120			11 064.96		11 004.91	0.55	8 662.65	27.73
ODART OPPORT. FRANCE -P	FR0010166140	12-nov-21	785.65	10-nov-21	777.97	0.99	632.30	24.25
ODART OPPORT. FRANCE -I	FR0010505453	12-nov-21	27 426.34	10-nov-21	27 156.85	0.99	21 868.16	25.42
			82 249 632.75		81 543 708.98			
CAC MID 60			25 429.18		25 481.61	-0.21	21 217.35	19.85
ODART MIDCAP EUROPE -P	FR0010789214	12-nov-21	257.74	10-nov-21	255.25	0.98	208.54	23.59
ODART MIDCAP EUROPE -I	FR0010792887	12-nov-21	28 392.87	10-nov-21	28 145.77	0.88	22 931.23	23.82
			35 931 496.24		35 619 201.44			
STOXX EUROPE EX UK MID			1 340.17		1 333.87	0.47	1 115.44	20.15
ODART EUROPE -P	FR0010418053	12-nov-21	394.78	10-nov-21	390.57	1.08	312.56	26.31
ODART EUROPE -I	FR0010505446	12-nov-21	15 867.97	10-nov-21	15 697.76	1.08	12 446.66	27.49
			38 104 774.97		37 762 093.97			
DJ STOXX 50			9 135.11		9 118.52	0.18	7 356.10	24.18
STOXX EUROPE EX UK LARGE			1 313.43		1 303.22	0.78	1 044.96	25.69
ODART INVESTISSEMENT	FR0010233932	12-nov-21	274.94	10-nov-21	272.72	0.81	208.31	31.99
			10 101 352.96		10 031 035.44			
MSCI WORLD - EN EURO			434.786		428.959	1.36	335.133	29.74
ODART MULTIGESTION	FR0010820365	12-nov-21	232.40	10-nov-21	231.95	0.19	194.84	19.28
			39 919 739.16		39 907 632.43			
ODART COURT TERME	FR0010330282	12-nov-21	103.64	10-nov-21	103.62	0.02	104.20	-0.54
			44 145 169.23		44 208 684.01			
ODART OBLIG	FR0010105882	12-nov-21	140.68	10-nov-21	140.63	0.04	142.47	-1.26
			42 788 602.57		42 845 850.79			
FTSE MTS EUROZONE 3-5 ANS			204.8304		205.0402	-0.10	206.4355	-0.78
INDICES EUROPE								
FTSE 100 - £		12-nov-21	7 256.73	10-nov-21	7 241.25	0.21	6 174.77	17.52
<i>converti €</i>			8 506.61		8 456.74	0.59	6 908.91	23.13
DAX 30		12-nov-21	16 094.070	10-nov-21	16 067.830	0.16	13 718.780	17.31
MSCI EUROPE \$ en EURO		12-nov-21	293.760	10-nov-21	291.900	0.64	235.890	24.53
SMI		12-nov-21	28 176.270	10-nov-21	27 918.170	0.92	23 424.720	20.28
<i>converti €</i>			26 728.14		26 490.34	0.90	21 665.48	23.37
INDICES MONDE								
NIKKEI 225 - ¥		12-nov-21	49 680.650	10-nov-21	48 835.370	1.73	45 354.080	9.54
<i>converti €</i>			381.191		373.502	2.06	359.440	6.05
DJ INDUSTRIALS 30 - \$		12-nov-21	72 282.24	10-nov-21	72 237.05	0.06	60 622.85	19.23
<i>converti €</i>			63 156.17		62 929.74	0.36	49 625.78	27.26
NASDAQ COMPOSITE - \$		12-nov-21	19 060.34	10-nov-21	18 806.91	1.35	15 072.29	26.46
<i>converti €</i>			16 653.86		16 383.75	1.65	12 338.15	34.98
DEVICES / EUR								
 USD		12-nov-21	1.14450	10-nov-21	1.14790	-0.30	1.22160	6.74
 JPY		12-nov-21	130.3300	10-nov-21	130.7500	-0.32	126.1800	-3.18
 CHF		12-nov-21	1.0542	10-nov-21	1.0539	0.03	1.0812	2.56
 GBP		12-nov-21	0.8531	10-nov-21	0.8563	-0.37	0.8937	4.77