





Evolution et comparaison avec leur benchmark des valeurs liquidatives

OPCVM	Code	Date	Cours Jour	Date	Cours Veille	Perf. En %	2021	
							Cours au 31 déc. 2020	Perf. en %
BENCHMARKS								
			Actif net		Actif veille			
ODART ACTIONS FRANCAISES -P	FR0010475772	26-nov-21	439.90	25-nov-21	457.08	-3.76	360.69	21.96
ODART ACTIONS FRANCAISES -I	FR0010505438	26-nov-21	18 202.38	25-nov-21	18 912.85	-3.76	14 780.23	23.15
			31 858 233.43		33 102 679.64			
CAC 40			14 601.69		15 329.94	-4.75	11 831.28	23.42
CAC ALL TRADABLE			10 350.99		10 840.66	-4.52	8 525.31	21.41
SBF 120			10 521.46		11 022.07	-4.54	8 662.65	21.46
ODART OPPORT. FRANCE -P	FR0010166140	26-nov-21	778.60	25-nov-21	791.65	-1.65	632.30	23.14
ODART OPPORT. FRANCE -I	FR0010505453	26-nov-21	27 191.63	25-nov-21	27 646.63	-1.65	21 868.16	24.34
			81 224 609.49		82 617 569.40			
CAC MID 60			24 124.04		24 978.51	-3.42	21 217.35	13.70
ODART MIDCAP EUROPE -P	FR0010789214	26-nov-21	247.67	25-nov-21	251.77	-1.63	208.54	18.76
ODART MIDCAP EUROPE -I	FR0010792887	26-nov-21	27 225.99	25-nov-21	27 777.88	-1.99	22 931.23	18.73
			34 356 462.19		34 929 043.50			
STOXX EUROPE EX UK MID			1 269.65		1 316.03	-3.52	1 115.44	13.83
ODART EUROPE -P	FR0010418053	26-nov-21	382.19	25-nov-21	392.21	-2.55	312.56	22.28
ODART EUROPE -I	FR0010505446	26-nov-21	15 368.06	25-nov-21	15 770.63	-2.55	12 446.66	23.47
			36 847 459.80		37 811 733.34			
DJ STOXX 50			8 753.49		9 099.07	-3.80	7 356.10	19.00
STOXX EUROPE EX UK LARGE			1 249.19		1 294.78	-3.52	1 044.96	19.54
ODART INVESTISSEMENT	FR0010233932	26-nov-21	273.75	25-nov-21	278.30	-1.63	208.31	31.41
			10 027 973.68		10 194 856.42			
MSCI WORLD - EN EURO			427.409		441.131	-3.11	335.133	27.53
ODART MULTIGESTION	FR0010820365	26-nov-21	231.08	25-nov-21	232.23	-0.50	194.84	18.60
			39 241 638.28		39 433 216.49			
ODART COURT TERME	FR0010330282	26-nov-21	103.49	25-nov-21	103.53	-0.04	104.20	-0.68
			44 383 370.40		44 398 176.94			
ODART OBLIG	FR0010105882	26-nov-21	140.52	25-nov-21	140.51	0.01	142.47	-1.37
			42 355 883.40		42 355 858.05			
FTSE MTS EUROZONE 3-5 ANS			205.2675		204.7368	0.26	206.4355	-0.57
INDICES EUROPE								
FTSE 100 - £		26-nov-21	6 966.45	25-nov-21	7 229.86	-3.64	6 174.77	12.82
<i>converti €</i>			8 208.18		8 593.06	-4.48	6 908.91	18.81
DAX 30		26-nov-21	15 257.040	25-nov-21	15 917.980	-4.15	13 718.780	11.21
MSCI EUROPE \$ en EURO		26-nov-21	280.420	25-nov-21	291.210	-3.71	235.890	18.88
SMI		26-nov-21	27 462.980	25-nov-21	28 026.860	-2.01	23 424.720	17.24
<i>converti €</i>			26 305.79		26 716.42	-1.54	21 665.48	21.42
INDICES MONDE								
NIKKEI 225 - ¥		26-nov-21	48 245.650	25-nov-21	49 500.230	-2.53	45 354.080	6.38
<i>converti €</i>			375.891		382.803	-1.81	359.440	4.58
DJ INDUSTRIALS 30 - \$		26-nov-21	69 933.81	25-nov-21	71 747.40	-2.53	60 622.85	15.36
<i>converti €</i>			61 795.36		64 008.74	-3.46	49 625.78	24.52
NASDAQ COMPOSITE - \$		26-nov-21	18 861.72	25-nov-21	19 264.52	-2.09	15 072.29	25.14
<i>converti €</i>			16 666.71		17 186.65	-3.03	12 338.15	35.08
DEVICES / EUR								
 USD		26-nov-21	1.13170	25-nov-21	1.12090	0.96	1.22160	7.94
 JPY		26-nov-21	128.3500	25-nov-21	129.3100	-0.74	126.1800	-1.69
 CHF		26-nov-21	1.0440	25-nov-21	1.0491	-0.48	1.0812	3.56
 GBP		26-nov-21	0.8487	25-nov-21	0.8414	0.87	0.8937	5.30