

Evolution et comparaison avec leur benchmark des valeurs liquidatives

OPCVM	Code	Date	Cours Jour	Date	Cours Veille	Perf. En %	2021	
							Actif net	Actif veille
BENCHMARKS								
ODART ACTIONS FRANCAISES -P	FR0010475772	30-nov-21	439.86	29-nov-21	442.46	-0.59	360.69	21.95
ODART ACTIONS FRANCAISES -I	FR0010505438	30-nov-21	18 202.82	29-nov-21	18 310.03	-0.59	14 780.23	23.16
			31 819 224.76		32 007 575.53			
CAC 40			14 567.16		14 680.80	-0.77	11 831.28	23.12
CAC ALL TRADABLE			10 323.11		10 398.86	-0.73	8 525.31	21.09
SBF 120			10 493.45		10 570.67	-0.73	8 662.65	21.13
ODART OPPORT. FRANCE -P	FR0010166140	30-nov-21	777.24	29-nov-21	781.16	-0.50	632.30	22.92
ODART OPPORT. FRANCE -I	FR0010505453	30-nov-21	27 147.40	29-nov-21	27 283.27	-0.50	21 868.16	24.14
			81 055 326.48		81 463 111.31			
CAC MID 60			24 093.34		24 261.62	-0.69	21 217.35	13.55
ODART MIDCAP EUROPE -P	FR0010789214	30-nov-21	249.19	29-nov-21	249.42	-0.09	208.54	19.49
ODART MIDCAP EUROPE -I	FR0010792887	30-nov-21	27 340.36	29-nov-21	27 408.03	-0.25	22 931.23	19.23
			34 551 286.13		34 585 011.49			
STOXX EUROPE EX UK MID			1 264.32		1 276.07	-0.92	1 115.44	13.35
ODART EUROPE -P	FR0010418053	30-nov-21	382.13	29-nov-21	384.51	-0.62	312.56	22.26
ODART EUROPE -I	FR0010505446	30-nov-21	15 367.67	29-nov-21	15 462.73	-0.61	12 446.66	23.47
			36 852 224.82		37 081 180.25			
DJ STOXX 50			8 722.68		8 799.81	-0.88	7 356.10	18.58
STOXX EUROPE EX UK LARGE			1 245.63		1 256.48	-0.86	1 044.96	19.20
ODART INVESTISSEMENT	FR0010233932	30-nov-21	272.93	29-nov-21	272.61	0.12	208.31	31.02
			9 998 106.85		9 986 244.52			
MSCI WORLD - EN EURO			425.586		432.465	-1.59	335.133	26.99
ODART MULTIGESTION	FR0010820365	30-nov-21	230.11	29-nov-21	228.99	0.49	194.84	18.10
			39 076 822.08		38 885 891.38			
ODART COURT TERME	FR0010330282	30-nov-21	103.46	29-nov-21	103.47	-0.01	104.20	-0.71
			44 297 326.60		44 301 461.82			
ODART OBLIG	FR0010105882	30-nov-21	140.44	29-nov-21	140.47	-0.02	142.47	-1.42
			42 250 173.02		42 260 151.96			
FTSE MTS EUROZONE 3-5 ANS			205.3485		205.0547	0.14	206.4355	-0.53





INDICES EUROPE

FTSE 100 - £	30-nov-21	6 981.71	29-nov-21	7 031.64	-0.71	6 174.77	13.07
<i>converti €</i>		<i>8 189.40</i>		<i>8 291.05</i>	<i>-1.23</i>	<i>6 908.91</i>	<i>18.53</i>
DAX 30	30-nov-21	15 100.130	29-nov-21	15 280.860	-1.18	13 718.780	10.07
MSCI EUROPE \$ en EURO	30-nov-21	279.730	29-nov-21	282.330	-0.92	235.890	18.58
SMI	30-nov-21	27 374.030	29-nov-21	27 511.450	-0.50	23 424.720	16.86
<i>converti €</i>		<i>26 280.50</i>		<i>26 401.28</i>	<i>-0.46</i>	<i>21 665.48</i>	<i>21.30</i>

INDICES MONDE

NIKKEI 225 - ¥	30-nov-21	46 685.330	29-nov-21	47 460.840	-1.63	45 354.080	2.94
<i>converti €</i>		<i>363.820</i>		<i>370.238</i>	<i>-1.73</i>	<i>359.440</i>	<i>1.22</i>
DJ INDUSTRIALS 30 - \$	30-nov-21	69 123.96	29-nov-21	70 414.41	-1.83	60 622.85	14.02
<i>converti €</i>		<i>60 966.63</i>		<i>62 363.31</i>	<i>-2.24</i>	<i>49 625.78</i>	<i>22.85</i>
NASDAQ COMPOSITE - \$	30-nov-21	18 992.07	29-nov-21	19 301.76	-1.60	15 072.29	26.01
<i>converti €</i>		<i>16 750.81</i>		<i>17 094.82</i>	<i>-2.01</i>	<i>12 338.15</i>	<i>35.76</i>

DEVISES / EUR

 USD	30-nov-21	1.13380	29-nov-21	1.12910	0.42	1.22160	7.74
 JPY	30-nov-21	128.3200	29-nov-21	128.1900	0.10	126.1800	-1.67
 CHF	30-nov-21	1.0416	29-nov-21	1.0421	-0.04	1.0812	3.80
 GBP	30-nov-21	0.8525	29-nov-21	0.8481	0.52	0.8937	4.83