




Evolution et comparaison avec leur benchmark des valeurs liquidatives

OPCVM	Code	Date	Cours Jour	Date	Cours Veille	Perf. En %	2022	
							Actif net	Actif veille
BENCHMARKS								
OU DART OPPORT. FRANCE ISR -P	FR0010166140	10-mars-23	662.79	09-mars-23	672.24	-1.41	621.35	6.67
OU DART OPPORT. FRANCE ISR -I	FR0010505453	10-mars-23	23 469.62	09-mars-23	23 803.63	-1.40	21 956.80	6.89
			59 475 443.04		60 333 546.80			
CAC MID 60			24 373.44		24 785.70	-1.66	22 245.58	9.57
OU DART EUROPE -P	FR0010418053	10-mars-23	346.72	09-mars-23	351.06	-1.24	321.45	7.86
OU DART EUROPE -I	FR0010505446	10-mars-23	14 136.20	09-mars-23	14 312.63	-1.23	13 078.94	8.08
			29 000 494.42		29 392 690.72			
DJ STOXX 50			9 663.91		9 763.49	-1.02	9 105.79	6.13
STOXX EUROPE EX UK LARGE			1 258.60		1 275.60	-1.33	1 165.36	8.00
OU DART INVESTISSEMENT	FR0010233932			VL de fusion : 09-mars-23	238.56			
				Madeleine Opportunities. C	7 545 047.12			
MSCI WORLD - EN EURO			391.733		401.141	-2.35	383.129	2.25
OU DART MULTIGESTION	FR0010820365	10-mars-23	192.60	09-mars-23	194.60	-1.03	184.81	4.22
			26 468 786.98		26 927 517.08			
OU DART COURT TERME	FR0010330282	10-mars-23	100.94	09-mars-23	100.91	0.03	100.56	0.38
			27 218 361.98		27 245 463.23			
OU DART OBLIG	FR0010105882	10-mars-23	131.37	09-mars-23	130.88	0.37	131.01	0.27
			27 365 972.52		27 483 998.37			
FTSE Eurozone Government Bond 3-5Y Index			183.6122		182.3383	0.70	183.2795	0.18
INDICES FRANCE								
CAC 40		10-mars-23	16 039.62	09-mars-23	16 251.10	-1.30	14 365.11	11.66
CAC ALL TRADABLE		10-mars-23	11 153.55	09-mars-23	11 301.84	-1.31	10 023.42	11.27
SBF 120		10-mars-23	11 358.01	09-mars-23	11 509.33	-1.31	10 201.88	11.33
INDICES EUROPE								
FTSE 100 - £		10-mars-23	8 025.80	09-mars-23	8 162.15	-1.67	7 657.48	4.81
<i>converti €</i>			<i>9 076.19</i>		<i>9 197.83</i>	<i>-1.32</i>	<i>8 649.20</i>	<i>4.94</i>
DAX 30		10-mars-23	15 427.970	09-mars-23	15 633.210	-1.31	13 923.590	10.80
MSCI EUROPE \$ en EURO		10-mars-23	286.420	09-mars-23	290.220	-1.31	267.150	7.21
SMI		10-mars-23	25 094.680	09-mars-23	25 522.650	-1.68	24 844.330	1.01
<i>converti €</i>			<i>25 601.33</i>		<i>25 864.06</i>	<i>-1.02</i>	<i>25 106.44</i>	<i>1.97</i>
INDICES MONDE								
NIKKEI 225 - ¥		10-mars-23	48 379.320	09-mars-23	49 203.030	-1.67	44 827.290	7.92
<i>converti €</i>			<i>336.669</i>		<i>341.498</i>	<i>-1.41</i>	<i>319.260</i>	<i>5.45</i>
DJ INDUSTRIALS 30 - \$		10-mars-23	65 199.34	09-mars-23	65 889.00	-1.05	67 488.14	-3.39
<i>converti €</i>			<i>61 260.30</i>		<i>62 271.05</i>	<i>-1.62</i>	<i>63 043.57</i>	<i>-2.83</i>
NASDAQ COMPOSITE - \$		10-mars-23	14 080.10	09-mars-23	14 080.10	0.00	12 994.57	8.35
<i>converti €</i>			<i>13 229.45</i>		<i>13 306.97</i>	<i>-0.58</i>	<i>12 138.79</i>	<i>8.98</i>
DEVICES / EUR								
 USD		10-mars-23	1.06430	09-mars-23	1.05810	0.59	1.07050	0.58
 JPY		10-mars-23	143.7000	09-mars-23	144.0800	-0.26	140.4100	-2.29
 CHF		10-mars-23	0.9802	09-mars-23	0.9868	-0.67	0.9896	0.95
 GBP		10-mars-23	0.8843	09-mars-23	0.8874	-0.35	0.8853	0.12