





Evolution et comparaison avec leur benchmark des valeurs liquidatives

OPCVM	Code	Date	Cours Jour	Date	Cours Veille	Perf. En %	2022	
							Actif net	Actif veille
BENCHMARKS								
ODART OPPORT. FRANCE ISR -P	FR0010166140	31-mars-23	662.06	30-mars-23	659.42	0.40	621.35	6.55
ODART OPPORT. FRANCE ISR -I	FR0010505453	31-mars-23	23 458.37	30-mars-23	23 364.07	0.40	21 956.80	6.84
			57 061 615.42		56 974 882.82			
CAC MID 60			23 855.11		23 751.53	0.44	22 245.58	7.24
ODART EUROPE -P	FR0010418053	31-mars-23	357.50	30-mars-23	354.70	0.79	321.45	11.21
ODART EUROPE -I	FR0010505446	31-mars-23	14 584.91	30-mars-23	14 470.11	0.79	13 078.94	11.51
			28 934 358.86		28 774 941.52			
DJ STOXX 50			9 901.01		9 833.24	0.69	9 105.79	8.73
STOXX EUROPE EX UK LARGE			1 286.86		1 277.28	0.75	1 165.36	10.43
ODART MULTIGESTION	FR0010820365	31-mars-23	195.03	30-mars-23	192.99	1.06	184.81	5.53
			20 061 022.58		19 875 798.71			
MSCI WORLD - EN EURO			405.453		399.050	1.60	383.129	5.83
ODART COURT TERME	FR0010330282	31-mars-23	101.05	30-mars-23	101.01	0.04	100.56	0.49
			27 088 635.40		27 075 601.19			
ODART OBLIG	FR0010105882	31-mars-23	132.23	30-mars-23	131.87	0.27	131.01	0.93
			26 703 479.19		26 631 304.11			
FTSE Eurozone Government Bond 3-5Y Index			185.8435		185.4946	0.19	183.2795	1.40
INDICES FRANCE								
CAC 40		31-mars-23	16 278.83	30-mars-23	16 147.62	0.81	14 365.11	13.32
CAC ALL TRADABLE		31-mars-23	11 268.17	30-mars-23	11 186.23	0.73	10 023.42	12.42
SBF 120		31-mars-23	11 479.61	30-mars-23	11 395.63	0.74	10 201.88	12.52
INDICES EUROPE								
FTSE 100 - £		31-mars-23	7 929.62	30-mars-23	7 917.87	0.15	7 657.48	3.55
<i>converti €</i>			<i>9 020.98</i>		<i>8 994.10</i>	<i>0.30</i>	<i>8 649.20</i>	<i>4.30</i>
DAX 30		31-mars-23	15 628.840	30-mars-23	15 522.400	0.69	13 923.590	12.25
MSCI EUROPE \$ en EURO		31-mars-23	290.140	30-mars-23	288.160	0.69	267.150	8.61
SMI		31-mars-23	26 113.170	30-mars-23	25 939.120	0.67	24 844.330	5.11
<i>converti €</i>			<i>26 318.98</i>		<i>26 043.29</i>	<i>1.06</i>	<i>25 106.44</i>	<i>4.83</i>
INDICES MONDE								
NIKKEI 225 - ¥		31-mars-23	48 651.960	30-mars-23	48 201.910	0.93	44 827.290	8.53
<i>converti €</i>			<i>337.650</i>		<i>333.116</i>	<i>1.36</i>	<i>319.260</i>	<i>5.76</i>
DJ INDUSTRIALS 30 - \$		31-mars-23	68 004.53	30-mars-23	67 156.13	1.26	67 488.14	0.77
<i>converti €</i>			<i>62 740.59</i>		<i>61 582.88</i>	<i>1.88</i>	<i>63 043.57</i>	<i>-0.48</i>
NASDAQ COMPOSITE - \$		31-mars-23	15 693.91	30-mars-23	15 693.91	0.00	12 994.57	20.77
<i>converti €</i>			<i>14 479.11</i>		<i>14 391.48</i>	<i>0.61</i>	<i>12 138.79</i>	<i>19.28</i>
DEVISES / EUR								
 USD		31-mars-23	1.08390	30-mars-23	1.09050	-0.61	1.07050	-1.24
 JPY		31-mars-23	144.0900	30-mars-23	144.7000	-0.42	140.4100	-2.55
 CHF		31-mars-23	0.9922	30-mars-23	0.9960	-0.38	0.9896	-0.26
 GBP		31-mars-23	0.8790	30-mars-23	0.8803	-0.15	0.8853	0.72